


● Introduce

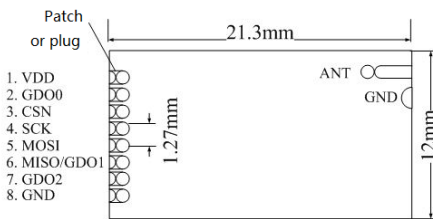
RF-1101S is our latest 433MHz wireless communication module. Currently, it has a stable mass production. It is suitable for a variety of scenarios. The main chip of RF-1101S is CC1101, and it is imported from TI. The resistance and the capacitance are made of imported materials, especially crystals, we use a wide temperature range with high precision crystal, in order to ensure its industrial characteristic.

● Parametric Description

Num	Parametric Name	Detailed Description
1	Main chip	CC1101, from Norway
2	Module size	12* 21.3mm
3	Interface	1*8*1.27mm, you can use the universal plate and DuPont line
4	Supply voltage	1.9-3.6V DC
5	Communication voltage	0.7VDD-5.2VDC, VDD is the supply voltage of module
6	Measured distance	370m@250K
7	Maximum power	10dbm
8	Air Rate	1.2K-500K. Due to the physical properties of the band 433M, Recommended no more than 20Kbps
9	Shutdown Current	About 0.6uA.
10	Power Level	Multi-adjustable
11	Transmitting current	About 29.2mA@433MHz
12	Receiving current	About 16mA
13	Antenna	Spring antenna
14	Communication Interface	Standard SPI Mode 0, the maximum rate is 10Mbps
15	Transmitting length	Single data packet is 1-64 bytes
16	Receiving length	Single data packet is 1-64 bytes
17	RSSI Support	Support
18	Reception sensitivity	-117dbm@1.2Kbps
19	Work temperature	-30 - +85°C
20	Work humidity	Relative humidity :10% - 90%
21	Storage temperature	-40 - +125°C
22	Working frequency	387MHz – 464MHz

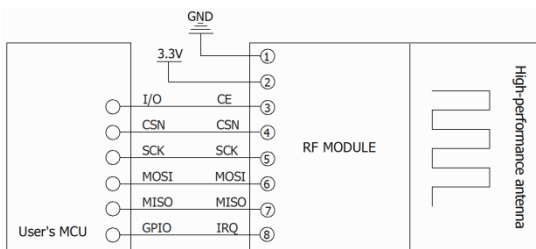


● Module pins and dimensions



Pin Num	Pin Name	Pin Direction	Application
1	GND		Ground
2	VCC		Power provide, must be between 1.9 to 3.6(Unit: V)
3	CE	Input	Control pin
4	CSN	Input	Chip select pin, for starting an SPI communication
5	SCK	Input	SPI bus clock
6	MOSI	Input	Digital input pin
7	MISO	Output	Digital output pin
8	GDO2	Output	Module information output pin

● SCM Connection



Connection description:

GDO2 and GDO0 can be used to output module status information. More configuration details , please read the CC1101 manual.

● Notice:

1. Avoid body touch the electronic components.
2. Please ensure that the power supply has a smaller ripple , and must avoid frequent significant jitter.
3. Antenna mounting structure has a greater impact on module performance , please ensure the antenna exposed.
4. Avoid harmonic interference from other wireless devices bands
5. Please make the RF module stay away from the crystal.

● Contact us

1111 Oakmont Drive #C, San Jose, CA 95117

Contact: John Huang

Tel No: +1-408-981-6615

E-mail: support@inhaos.com